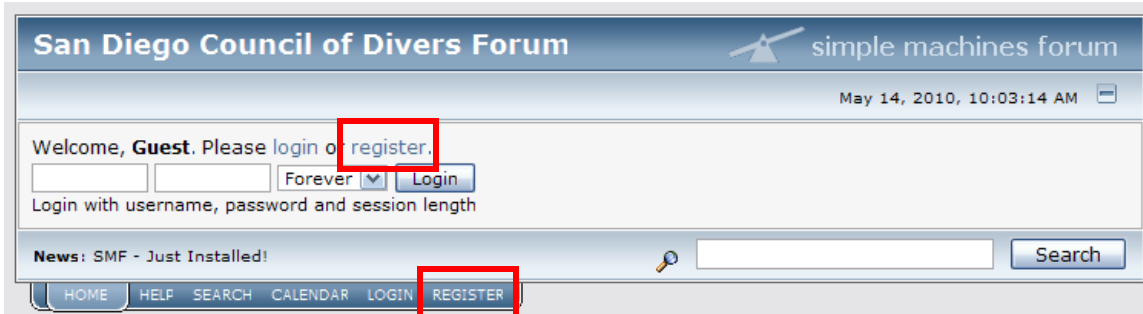
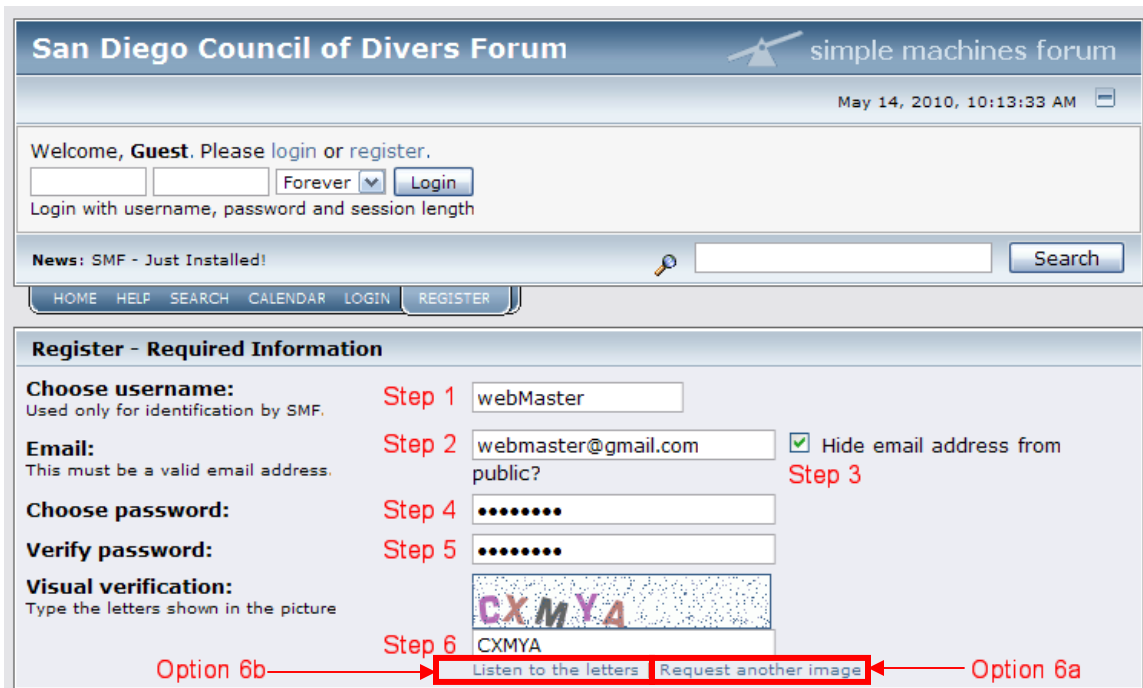


When you come to the forum for the first time, the top left corner will look like this.



Notice that it reads, “Welcome, Guest.” As a guest, you can’t do much in a forum so you need to register and create your own profile.

You can begin the registration process by selecting one of the two registration links as shown above. Both links take you to the same page.



Your next step is to create your profile and become a registered user.

1. Create a name you would like to use in the forum. I chose “webMaster.” You don’t have to capitalize any letters in your name. I did just because I think it looks cool.
2. Enter your email address.

3. Select if you would like to hide your email address on your profile. The reason I have selected the box is because I don't want other members of the forum to be able to contact me directly through email. If I wanted other members to be able to contact me through my email address, I would not have selected the box and there would not be a check in the box.
  4. Create a password.
  5. Retype the same password again so the computer system can make sure you didn't make a mistake when typing your password the first time.
  6. Type the letters as shown in the box. This mechanism helps to reduce spam.
    - a. If you cannot see the letters clearly, select the links which reads, "Request another image" and a new set of letters will appear.
    - b. If you still cannot see the letters clearly, select the link which reads, "Listen to the letters" and the computer will read the letters aloud. Make sure your volume is turned on and you can hear sounds from your computer.
- 

to another person except an administrator, for your protection and for validity reasons. You also agree to NEVER use another person's account for any reason. We also HIGHLY recommend you use a complex and unique password for your account, to prevent account theft.

After you register and login to this forum, you will be able to fill out a detailed profile. It is your responsibility to present clean and accurate information. Any information the forum owner or staff determines to be inaccurate or vulgar in nature will be removed, with or without prior notice. Appropriate sanctions may be applicable.

Please note that with each post, your IP address is recorded, in the event that you need to be banned from this forum or your ISP contacted. This will only happen in the event of a major violation of this agreement.

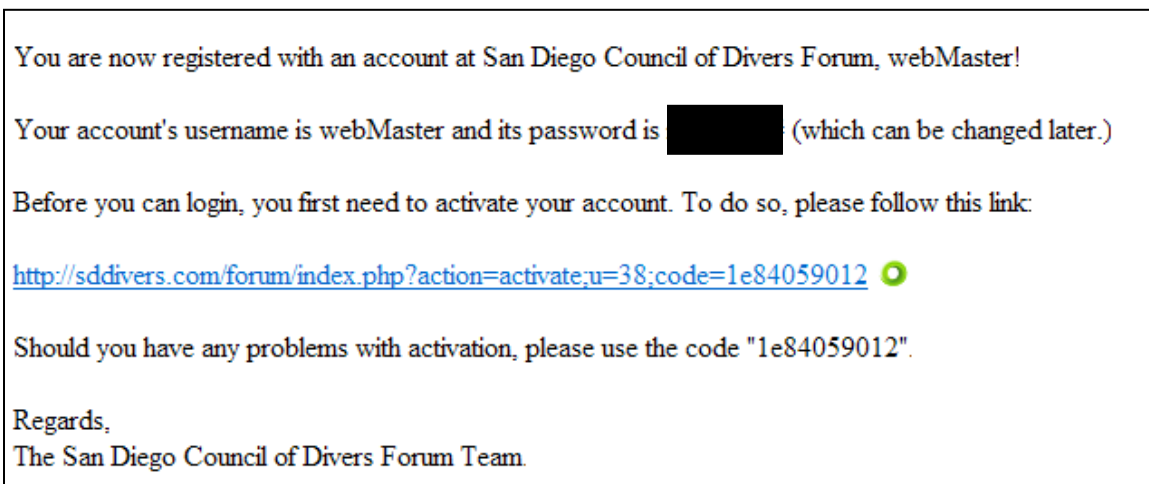
Also note that the software places a cookie, a text file containing bits of information (such as your username and password), in your browser's cache. This is ONLY used to keep you logged in/out. The software does not collect or send any other form of information to your computer.

**I Agree**

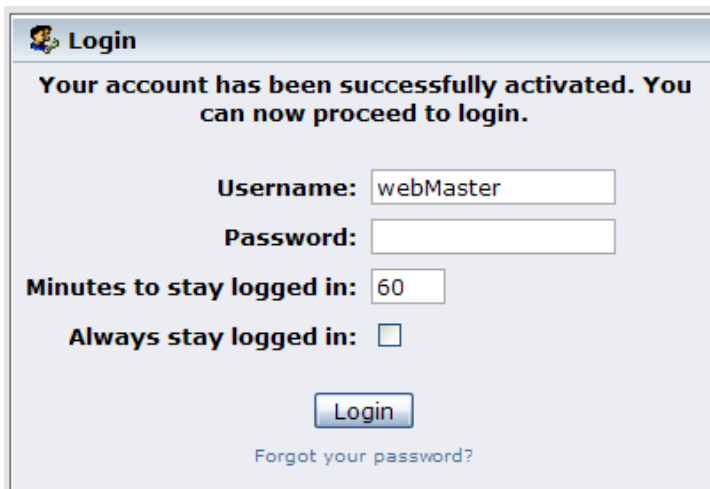
7. Next, select the "I Agree" box which signifies that you have read and agree to the forum's conditions of use.
  8. Select the "Register" button.
-



9. You will be taken to a screen which notifies you that you must check your email for a message from the forum. There will be a link in the message. You must select that link to become a member. This helps to prevent spam.



10. Your email message will look similar to the one above. Select the link provided.



11. Simply sign in and you will be ready to begin interacting with the forum.